

---

# Learning-Log Post course

## “Training of trainers”

---

Date and place where the module was followed:

### Introduction

---





The Learning Log post-course has two uses:

1. Register the personal thoughts, questions, various links that come to mind during the learning sequences;
2. Once the course is done, provide a synthesis of 1) what you have learnt 2) what you want to apply in priority in your practice, 3) what are the main pending questions and subject you want to continue learning about.

Please write the thoughts and questions that came to your mind while discussing the given topics, for example:

- What have I experienced?
- What stroke me the most? What surprised me the most?
- What links have I established with my past professional or personal experience?
- What have I felt?
- What are the main things have I learnt?
- What have I not understood?
- What questions have I ask myself?
- What questions are still pending?
- What are the topics I wish to learn more about and on which I would like we come back later?
- Concretely, what am I going to implement in my practice?

## TOPIC 1: Training course structure

 <p>What have I learnt, understood, experienced</p> <p>.....</p> <p>.....</p> <p>.....</p> <p>.....</p> <p>.....</p> <p>.....</p> <p>.....</p> <p>.....</p> <p>.....</p> <p>.....</p> <p>.....</p> <p>.....</p> <p>.....</p> <p>.....</p>	 <p>What surprised me, what I remember, what I felt</p> <p>.....</p> <p>.....</p> <p>.....</p> <p>.....</p> <p>.....</p> <p>.....</p> <p>.....</p> <p>.....</p> <p>.....</p> <p>.....</p> <p>.....</p> <p>.....</p> <p>.....</p> <p>.....</p> <p>.....</p>
 <p>What I am going to use</p> <p>.....</p> <p>.....</p> <p>.....</p> <p>.....</p> <p>.....</p> <p>.....</p> <p>.....</p> <p>.....</p> <p>.....</p> <p>.....</p> <p>.....</p> <p>.....</p> <p>.....</p> <p>.....</p> <p>.....</p>	 <p>Questions that I have asked myself &amp; Pending questions</p> <p>.....</p> <p>.....</p> <p>.....</p> <p>.....</p> <p>.....</p> <p>.....</p> <p>.....</p> <p>.....</p> <p>.....</p> <p>.....</p> <p>.....</p> <p>.....</p> <p>.....</p> <p>.....</p> <p>.....</p>

## TOPIC 2 : Adult learning and role of a trainer



## What have I learnt, understood, experienced

This image shows a single sheet of white paper with horizontal blue ruling lines. The lines are evenly spaced and run across the width of the page. There are no margins or other markings on the paper.

What surprised me, what I  
remember, what I felt

This image shows a full page of blank handwriting practice paper. It features ten sets of horizontal lines across the page. Each set consists of three lines: a solid top line, a dashed middle line, and a solid bottom line. The lines are evenly spaced and extend across the entire width of the page. There is no text or other markings on the paper.

## What I am going to use

[illegible]

Questions that I have asked myself  
Pending questions

This image shows a full page of blank handwriting practice paper. It features ten sets of horizontal lines. Each set consists of a solid top line, a dashed middle line, and a solid bottom line, providing a guide for letter height and placement. The paper is otherwise completely blank, with no text or markings.



### TOPIC 3: Delivering a training: Learning methods, techniques and tools



## What have I learnt, understood, experienced

This image shows a single sheet of white paper with horizontal blue ruling lines. The lines are evenly spaced and run across the width of the page. There are no margins or other markings on the paper.

What surprised me, what I remember, what I felt

[illegible]

## What I am going to use

This image shows a full page of blank handwriting practice paper. It features a light beige background with horizontal blue lines. Each writing row consists of a solid top line, a dashed middle line, and a solid bottom line, providing a guide for letter height and placement. The lines are evenly spaced across the entire page.

Questions that I have asked myself  
Pending questions

This image shows a full page of blank handwriting practice paper. It features ten sets of horizontal lines. Each set consists of a solid top line, a dashed middle line, and a solid bottom line, providing a guide for letter height and placement. The background is a light beige or cream color. There are no margins, text, or other markings on the page.

## TOPIC 4: Delivering a training: Facilitate discussions, manage groups and difficult situation, give feedback



What have I learnt, understood, experienced

.....

.....

.....

.....

.....

.....

.....

.....

.....

.....

.....

What surprised me, what I remember, what I felt



.....

.....

.....

.....

.....

.....

.....

.....

.....

.....

.....



What I am going to use

.....

.....

.....

.....

.....

.....

.....

.....

.....

.....

.....

Questions that I have asked myself  
Pending questions



.....

.....

.....

.....

.....

.....

.....

.....

.....

.....

.....

## TOPIC 5: Designing a training



What have I learnt, understood,  
experienced

This image shows a single sheet of white paper with horizontal blue ruling lines. The lines are evenly spaced and run across the width of the page. There are no margins or other markings on the paper.

What surprised me, what I  
remember, what I felt

[illegible]

## What I am going to use

This image shows a full page of blank handwriting practice paper. It features ten sets of horizontal lines. Each set consists of a solid top line, a dashed middle line, and a solid bottom line, providing a guide for letter height and placement. The paper is otherwise completely blank, with no text or markings.

Questions that I have asked myself

Pending questions

This image shows a single sheet of white paper with horizontal blue ruling lines. The lines are evenly spaced and run across the width of the page. There are no margins or other markings on the paper.



## TOPIC 6: Competency-Based Training and Training Need Assessment



What have I learnt, understood, experienced

.....

.....

.....

.....

.....

.....

.....

.....

.....

.....

.....

.....

.....

.....

.....

What surprised me, what I remember, what I felt



.....

.....

.....

.....

.....

.....

.....

.....

.....

.....

.....

.....

.....

.....

.....



What I am going to use

.....

.....

.....

.....

.....

.....

.....

.....

.....

.....

.....

.....

.....

.....

.....

Questions that I have asked myself  
Pending questions



.....

.....

.....

.....

.....

.....

.....

.....

.....

.....

.....

.....

.....

.....

.....

## TOPIC 7: Training evaluation



## What have I learnt, understood, experienced

[illegible]

What surprised me, what I  
remember, what I felt

[illegible]

## What I am going to use

[illegible]

Questions that I have asked myself  
Pending questions

[illegible]



## Summary and questions

---

1. What are the 3 most important points that I have learned?

a) \_\_\_\_\_  
\_\_\_\_\_  
\_\_\_\_\_

b) \_\_\_\_\_  
\_\_\_\_\_  
\_\_\_\_\_

c) \_\_\_\_\_  
\_\_\_\_\_  
\_\_\_\_\_

2. What are the most important pending questions and the main points I would like to study more in the future?

a) \_\_\_\_\_  
\_\_\_\_\_  
\_\_\_\_\_

b) \_\_\_\_\_  
\_\_\_\_\_  
\_\_\_\_\_

c) \_\_\_\_\_  
\_\_\_\_\_  
\_\_\_\_\_